



## Thyristor/Diode Modules

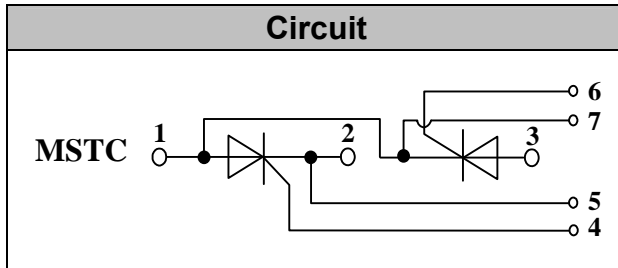
**VRRM / VDRM** 800 to 1600V  
**ITAV** 160Amp

### Applications

- Power Converters
- Lighting Control
- DC Motor Control and Drives
- Heat and temperature control

### Features

- International standard package
- High Surge Capability
- Glass passivated chip
- Simple Mounting
- Heat transfer through aluminum oxide DCB ceramic isolated metal baseplate



### Module Type

TYPE	VRRM	VRSM
MSTC160-08	800V	900V
MSTC160-12	1200V	1300V
MSTC160-16	1600V	1700V

### Maximum Ratings

Symbol	Conditions	Values	Units
$I_{TAV}$	Sine 180°; $T_c=85^\circ\text{C}$	160	A
$I_{TSM}$	$T_{VJ}=45^\circ\text{C}$ t=10ms, sine $T_{VJ}=125^\circ\text{C}$ t=10ms, sine	5400 5000	A
$i^2t$	$T_{VJ}=45^\circ\text{C}$ t=10ms, sine $T_{VJ}=125^\circ\text{C}$ t=10ms, sine	145000 125000	A <sup>2</sup> s
Visol	a.c.50HZ;r.m.s.;1min	3000	V
$T_{vj}$		-40 to 130	°C
$T_{stg}$		-40 to 125	°C
$M_t$	To terminals(M6)	$3 \pm 15\%$	Nm
$M_s$	To heatsink(M6)	$5 \pm 15\%$	Nm
di/dt	$T_{VJ}= T_{VJM}$ , $2/3V_{DRM}$ , $I_G=500\text{mA}$ $Tr < 0.5\mu\text{s}$ , $tp > 6\mu\text{s}$	200	A/ $\mu\text{s}$
dv/dt	$T_J= T_{VJM}$ , $2/3V_{DRM}$ , linear voltage rise	1000	V/ $\mu\text{s}$
a	Maximum allowable acceleration	50	m/s <sup>2</sup>
Weight	Module(Approximately)	165	g

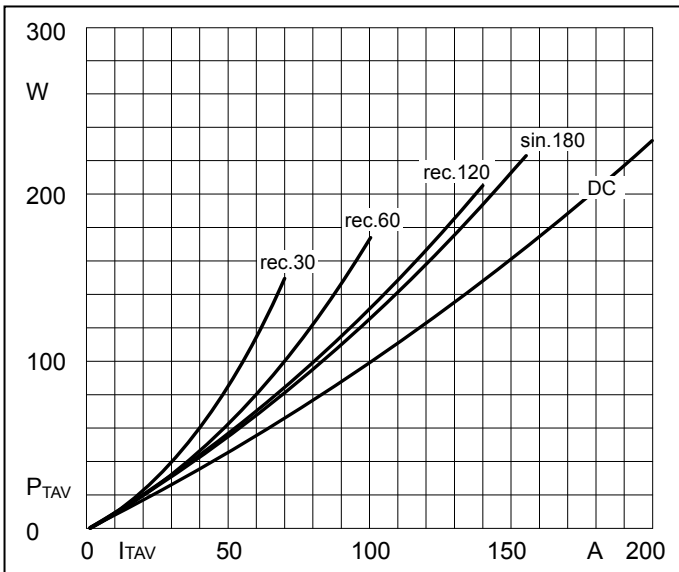
### Thermal Characteristics

Symbol	Conditions	Values	Units
$R_{th(j-c)}$	Cont.;per thyristor / per module	0.17/0.085	°C/W
$R_{th(c-s)}$	per thyristor / per module	0.1/0.05	°C/W

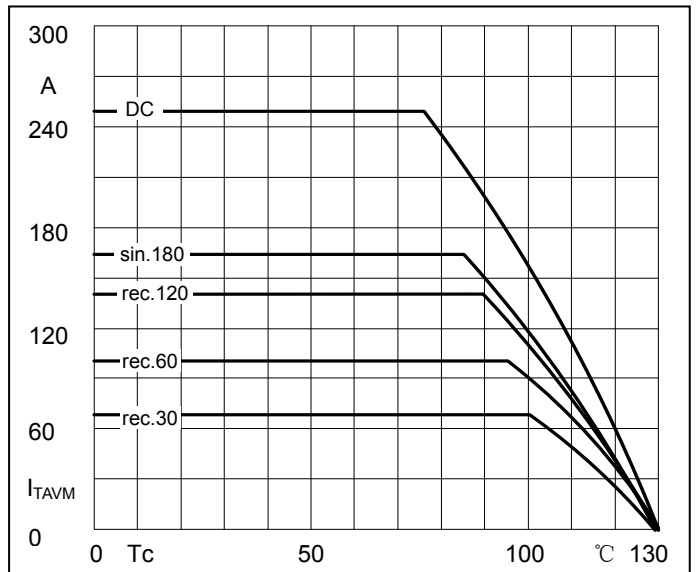
## Electrical Characteristics

Symbol	Conditions	Values			Units
		Min.	Typ.	Max.	
$V_{TM}$	$T=25^{\circ}C$ $I_{TM}=500A$			1.7	V
$I_{RRM}/I_{DRM}$	$T_{VJ}=T_{VJM}$ , $V_R=V_{RRM}$ , $V_D=V_{DRM}$			40	mA
$V_{TO}$	For power-loss calculations only ( $T_{VJ}=125^{\circ}C$ )			0.85	V
$r_T$	$T_{VJ}=T_{VJM}$			1.5	m $\Omega$
$V_{GT}$	$T_{VJ}=25^{\circ}C$ , $V_D=6V$			3	V
$I_{GT}$	$T_{VJ}=25^{\circ}C$ , $V_D=6V$			150	mA
$V_{GD}$	$T_{VJ}=125^{\circ}C$ , $V_D=2/3V_{DRM}$			0.25	V
$I_{GD}$	$T_{VJ}=125^{\circ}C$ , $V_D=2/3V_{DRM}$			10	mA
$I_L$	$T_{VJ}=25^{\circ}C$ , $R_G=33\Omega$		300	1000	mA
$I_H$	$T_{VJ}=25^{\circ}C$ , $V_D=6V$		150	400	mA
tg $d$	$T_{VJ}=25^{\circ}C$ , $I_G=1A$ , $di_G/dt=1A/us$		1		us
tq	$T_{VJ}=T_{VJM}$		100		us

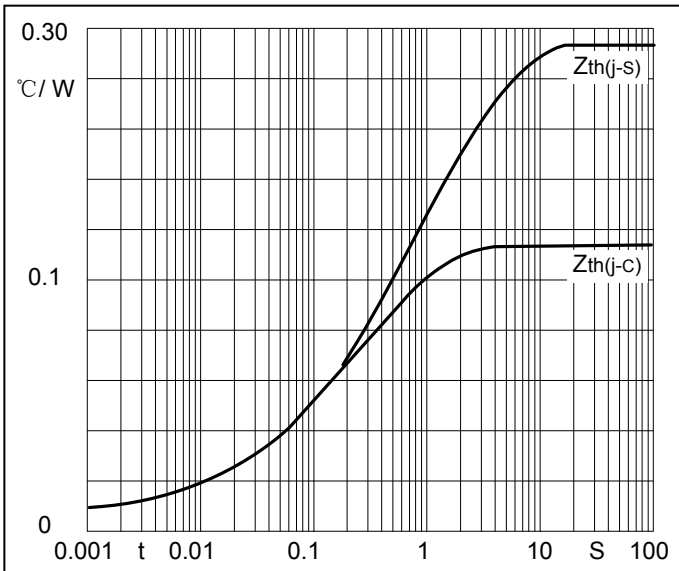
**Performance Curves**



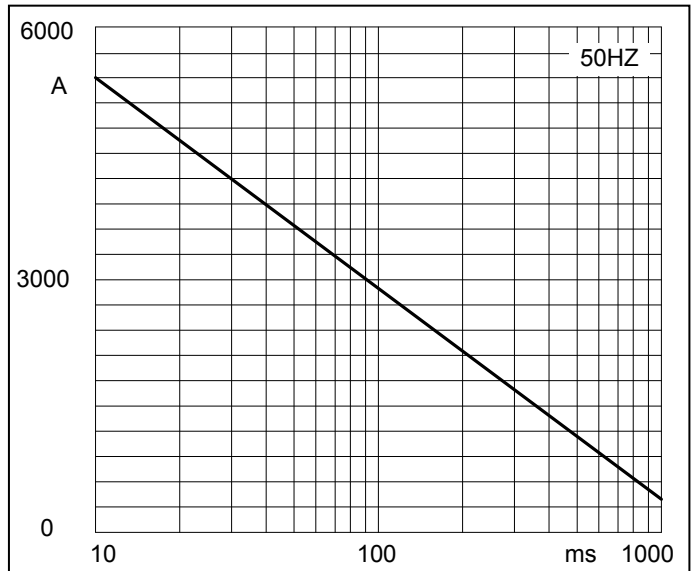
**Fig1. Power dissipation**



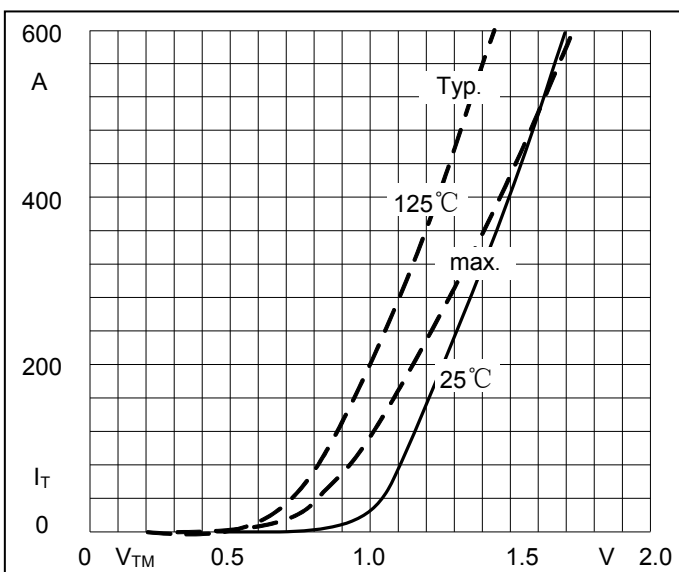
**Fig2. Forward Current Derating Curve**



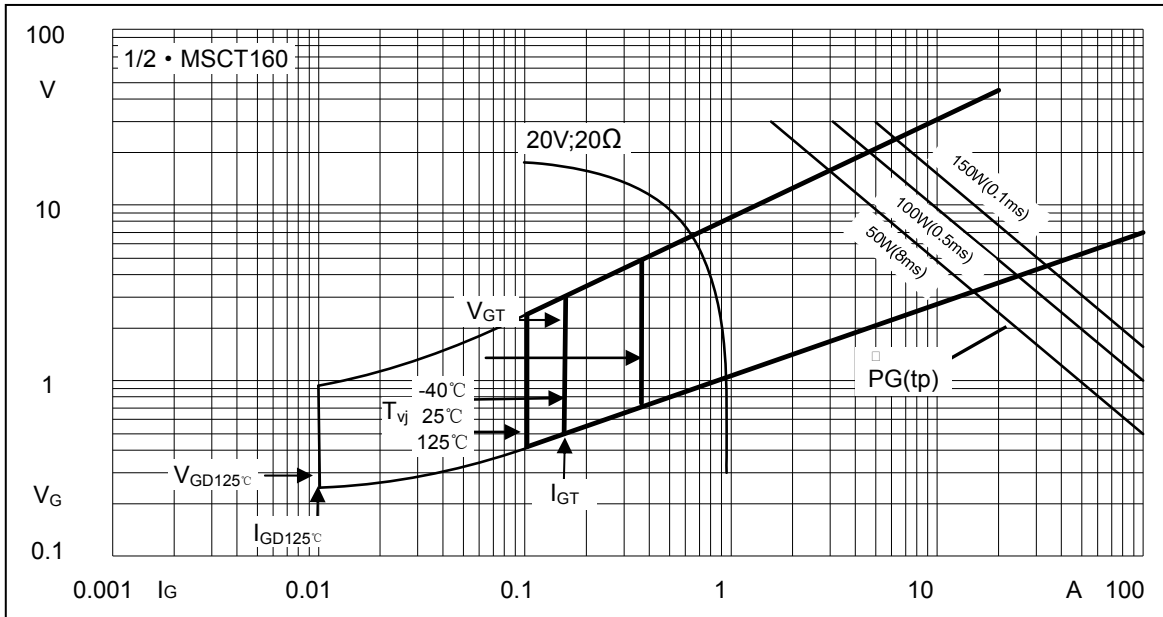
**Fig3. Transient thermal impedance**



**Fig4. Max Non-Repetitive Forward Surge Current**



**Fig5. Forward Characteristics**



**Fig6. Gate trigger Characteristics**

**Package Outline Information**

